

Using ELAP Data to complete your APR Window 1 Reporting

For Grade Level Totals:

Grade level totals

Enter the total number of students who were enrolled and attended 21st CCLC programming at the center. Choose the grade level the students are currently enrolled in or, if summer, the grade level for the upcoming school year. For each grade level that has participants, check the box to its left and enter these totals. For grade levels that have no participants, do not check the box.

Pre-K - 5th Grade		6th - 12th Grade	
<input type="checkbox"/> How many PreKindergarten?		<input type="checkbox"/> How many 6th Grade?	
<input type="checkbox"/> How many Kindergarten?		<input type="checkbox"/> How many 7th Grade?	
<input type="checkbox"/> How many 1st Grade?		<input type="checkbox"/> How many 8th Grade?	
<input type="checkbox"/> How many 2nd Grade?		<input type="checkbox"/> How many 9th Grade?	
<input type="checkbox"/> How many 3rd Grade?		<input type="checkbox"/> How many 10th Grade?	
<input type="checkbox"/> How many 4th Grade?		<input type="checkbox"/> How many 11th Grade?	
<input type="checkbox"/> How many 5th Grade?		<input type="checkbox"/> How many 12th Grade?	

Use GPRA Participation Report (325) on the Grantee Reports Screen and report the number of students in the “Reportable Sums” column:

325/125 GPRA Participation

GPRA Participation 2022

Grantee: SWORPS Testing

Grade Level	Zero Hours	1-59 Minutes	1-14 Hours	15-44 Hours	45-89 Hours	90-179 Hours	180-269 Hours	270+ Hours	Reportable Sums	
Pre		1	0	2	0	0	0	0	2	
K		0	0	0	0	2	1	1	4	
1		2	1	3	0	0	1	2	6	
2		1	0	4	3	2	0	0	11	
3		2	0	6	2	1	0	1	11	
4		2	0	3	3	1	1	1	10	
5		5	0	11	2	0	2	0	15	
6		5	1	24	2	0	1	0	27	
7		1	0	13	3	1	0	1	21	
8		2	0	10	1	2	2	1	16	
9		2	1	1	3	4	3	0	11	
10		1	0	3	4	0	2	0	9	
11		0	0	1	0	0	1	3	6	
12		1	0	7	2	4	0	0	14	
Totals		25	3	88	25	15	15	10	10	163

Participation totals less than one hour do not meet hour band criteria and will not be included in GPRA outcomes reporting

Using ELAP Data to complete your APR Window 1 Reporting

For the Grade Level Student Attendance

Total Pre-K - 5th Grade : 0 | **Total 6th - 12th Grade : 0**

Grade levels by hour band

Enter the total number of participants who attended based on the number of hours they attended programming at the center for grade levels PreK-5th. Participation in hours must be reported on all students who participate in 21st CCLC programming.

Pre-K - 5th Grade							
Grade Level	Less than 15 hours	15 - 44 hours	45 - 89 hours	90 - 179 hours	180 - 269 hours	270 hours or more	Grade Level Totals
PreKindergarten	<input type="text" value="0"/>	<input type="text" value="0"/>	<input type="text" value="0"/>	<input type="text" value="0"/>	<input type="text" value="0"/>	<input type="text" value="0"/>	0/0
Kindergarten	<input type="text" value="0"/>	<input type="text" value="0"/>	<input type="text" value="0"/>	<input type="text" value="0"/>	<input type="text" value="0"/>	<input type="text" value="0"/>	0/0
1st Grade	<input type="text" value="0"/>	<input type="text" value="0"/>	<input type="text" value="0"/>	<input type="text" value="0"/>	<input type="text" value="0"/>	<input type="text" value="0"/>	0/0
2nd Grade	<input type="text" value="0"/>	<input type="text" value="0"/>	<input type="text" value="0"/>	<input type="text" value="0"/>	<input type="text" value="0"/>	<input type="text" value="0"/>	0/0
3rd Grade	<input type="text" value="0"/>	<input type="text" value="0"/>	<input type="text" value="0"/>	<input type="text" value="0"/>	<input type="text" value="0"/>	<input type="text" value="0"/>	0/0
4th Grade	<input type="text" value="0"/>	<input type="text" value="0"/>	<input type="text" value="0"/>	<input type="text" value="0"/>	<input type="text" value="0"/>	<input type="text" value="0"/>	0/0
5th Grade	<input type="text" value="0"/>	<input type="text" value="0"/>	<input type="text" value="0"/>	<input type="text" value="0"/>	<input type="text" value="0"/>	<input type="text" value="0"/>	0/0
Hour Band Totals	0	0	0	0	0	0	Total: 0/0

Enter these totals into 21st APR for grade levels 6th - 12th. Participation in hours must be reported on all students who participate in 21st CCLC.

6th - 12th Grade							
Grade Level	Less than 15 hours	15 - 44 hours	45 - 89 hours	90 - 179 hours	180 - 269 hours	270 hours or more	Grade Level Totals
6th Grade	<input type="text" value="0"/>	<input type="text" value="0"/>	<input type="text" value="0"/>	<input type="text" value="0"/>	<input type="text" value="0"/>	<input type="text" value="0"/>	0/0
7th Grade	<input type="text" value="0"/>	<input type="text" value="0"/>	<input type="text" value="0"/>	<input type="text" value="0"/>	<input type="text" value="0"/>	<input type="text" value="0"/>	0/0
8th Grade	<input type="text" value="0"/>	<input type="text" value="0"/>	<input type="text" value="0"/>	<input type="text" value="0"/>	<input type="text" value="0"/>	<input type="text" value="0"/>	0/0
9th Grade	<input type="text" value="0"/>	<input type="text" value="0"/>	<input type="text" value="0"/>	<input type="text" value="0"/>	<input type="text" value="0"/>	<input type="text" value="0"/>	0/0
10th Grade	<input type="text" value="0"/>	<input type="text" value="0"/>	<input type="text" value="0"/>	<input type="text" value="0"/>	<input type="text" value="0"/>	<input type="text" value="0"/>	0/0
11th Grade	<input type="text" value="0"/>	<input type="text" value="0"/>	<input type="text" value="0"/>	<input type="text" value="0"/>	<input type="text" value="0"/>	<input type="text" value="0"/>	0/0
12th Grade	<input type="text" value="0"/>	<input type="text" value="0"/>	<input type="text" value="0"/>	<input type="text" value="0"/>	<input type="text" value="0"/>	<input type="text" value="0"/>	0/0
Hour Band Totals	0	0	0	0	0	0	Total: 0/0

Use GPRA Participation Report (325) on the Grantee Reports Screen and report the number of students in each of the Columns to the right of the break in the table:

325/125 GPRA Participation

2022

GPRA Participation

Grantee: SWORPS Testing

Grade Level	Zero Hours	1-59 Minutes	1-14 Hours	15-44 Hours	45-89 Hours	90-179 Hours	180-269 Hours	270+ Hours	Reportable Sums	
Pre		1	0	2	0	0	0	0	2	
K		0	0	0	0	2	1	1	4	
1		2	1	3	0	0	1	2	6	
2		1	0	4	3	2	0	0	11	
3		2	0	6	2	1	0	1	11	
4		2	0	3	3	1	1	1	10	
5		5	0	11	2	0	2	0	15	
6		5	1	24	2	0	1	0	27	
7		1	0	13	3	1	0	1	21	
8		2	0	10	1	2	2	1	16	
9		2	1	1	3	4	3	0	11	
10		1	0	3	4	0	2	0	9	
11		0	0	1	0	0	1	3	6	
12		1	0	7	2	4	0	0	14	
Totals		25	3	88	25	15	15	10	10	163

Participation totals less than one hour do not meet hour band criteria and will not be included in GPRA outcomes reporting

Using ELAP Data to complete your APR Window 1 Reporting

For Student Demographic Reporting:

Race/Ethnicity

Enter the total number of participants for each race/ethnicity. While there are many ways in which individuals self-identify their own affiliation, 21APR follows guidance from the Department of Education's Office for Civil Rights for reporting racial and ethnic data. Enter these totals into 21APR as aggregate totals in two groups: PreK-5th grades and 6th-12th grades.

Race/Ethnicity	Pre-K - 5th	6th - 12th
American Indian or Alaska Native	<input type="text"/>	<input type="text"/>
Asian	<input type="text"/>	<input type="text"/>
Black or African American	<input type="text"/>	<input type="text"/>
Hispanic or Latino	<input type="text"/>	<input type="text"/>
Native Hawaiian or Pacific Islander	<input type="text"/>	<input type="text"/>
White	<input type="text"/>	<input type="text"/>
Two or More Races	<input type="text"/>	<input type="text"/>
Data not provided	<input type="text"/>	<input type="text"/>
	0/0	0/0

Sex

Enter the total number of participants for each sex. While there are many ways in which individuals self-identify their own affiliation, 21APR follows guidance from the Department of Education Office for Civil Rights for reporting on sex. Enter these totals into 21APR as aggregate totals in two groups: PreK-5th and 6th-12th grades.

Sex	Pre-K - 5th	6th - 12th
Male	<input type="text"/>	<input type="text"/>
Female	<input type="text"/>	<input type="text"/>
Not Reported In Male or Female	<input type="text"/>	<input type="text"/>
Data not provided	<input type="text"/>	<input type="text"/>
	0/0	0/0

Population Specifics

In this section, the number of participants does not have to equal the total participants for the Center because some participants may be reported in more than one category and some may be reported in none. Enter these totals into 21APR as aggregate totals in two groups: PreK-5th grades and 6th-12th grades.

Population Specifics	Pre-K - 5th	6th - 12th
Students who are English learners	<input type="text"/> or <input type="text"/> Data not provided	<input type="text"/> or <input type="text"/> Data not provided
Students who are economically disadvantaged	<input type="text"/> or <input type="text"/> Data not provided	<input type="text"/> or <input type="text"/> Data not provided
Students with disabilities	<input type="text"/> or <input type="text"/> Data not provided	<input type="text"/> or <input type="text"/> Data not provided
Family members of students	<input type="text"/> or <input type="text"/> Data not provided	<input type="text"/> or <input type="text"/> Data not provided

[← Back to Staffing](#)

[Continue to Outcomes →](#)

Use GPRA Population Specifics Report (320) on the Grantee Reports Screen:

320/120 GPRA Population

GPRA Population Specifics

2022

FRPL, Special Ed and ELL number of participants does not have to equal the total participants for the Center because some participants may be reported in more than one category and some may be reported in none. Sex and Race sections should equal total number of participants.

Grantee Name: SWORPS Testing

English Language, Lunch, Special Ed	Pre K to 5th	6th to 12th	Combined
Limited English Language Proficiency	32	80	112
Eligible for free or reduced price lunch	54	102	156
Special Needs	34	54	88

Sex	Pre K to 5th	6th to 12th	Combined
Female	44	91	135
Male	44	69	113
Not Reported In Male or Female	2	8	10
Data Not Provided	1	4	5

Race/Ethnicity	Pre K to 5th	6th to 12th	Combined
American Indian or Alaska Native	4	15	19
Asian	15	13	28
Black or African American	7	27	34
Hispanic or Latino	13	16	29
Native Hawaiian or Pacific Island	10	11	21
White	29	40	69
Two or more races	6	46	52
Data not provided	7	4	11

ELAP does not have any data on the number of family members served.

Using ELAP Data to complete your APR Window 1 Reporting

To report on the number of students who attended each type of Activity and the total number of hours the activity was offered:

Use the GPRA Activity Report (339) in the Grantee Reports Screen:

Activity	How many participants attended this Activity during the school year?	How many total hours of this Activity did you offer during the school year?
<input type="checkbox"/> Academic Enrichment	<input type="text"/>	<input type="text"/>
<input type="checkbox"/> Activities for English Learners	<input type="text"/>	<input type="text"/>
<input type="checkbox"/> Assistance to Students who have been Truant, Suspended, or Expelled	<input type="text"/>	<input type="text"/>
<input type="checkbox"/> Career Competencies and Career Readiness	<input type="text"/>	<input type="text"/>
<input type="checkbox"/> Cultural Programs	<input type="text"/>	<input type="text"/>
<input type="checkbox"/> Drug and Violence Prevention and Counseling	<input type="text"/>	<input type="text"/>
<input type="checkbox"/> Expanded Library Service Hours	<input type="text"/>	<input type="text"/>
<input type="checkbox"/> Healthy and Active Lifestyle	<input type="text"/>	<input type="text"/>
<input type="checkbox"/> Literacy Education	<input type="text"/>	<input type="text"/>
<input type="checkbox"/> Parenting Skills and Family Literacy	<input type="text"/>	<input type="text"/>
<input type="checkbox"/> Science, Technology, Engineering, and Mathematics, including computer science	<input type="text"/>	<input type="text"/>
<input type="checkbox"/> Services for Individuals with Disabilities	<input type="text"/>	<input type="text"/>
<input type="checkbox"/> Telecommunications and Technology Education	<input type="text"/>	<input type="text"/>
<input type="checkbox"/> Well-rounded Education Activities, including credit recovery or attainment	<input type="text"/>	<input type="text"/>

339/139 GPRA Activity

GPRA Activity 2022

GPRA Activity Categories with number of participants and hours.

Grantee: SWORPS Testing




GPRA Category Name	Attendees	Participation Hours
Academic Enrichment	139	444
Assistance to Students who have been Truant, Suspended, or Expelled	23	26
Career Competencies and Career Readiness	24	38
Drug and Violence Prevention and Counseling	43	69
Healthy and Active Lifestyle	36	38
Literacy Education	50	120
Science, Technology, Engineering, and Mathematics	97	572
Well-rounded Education Activities	95	671

ELAP does not capture hours spent in Cultural Programs, Expanded Library Service Hours, Parenting Skills and Family Literacy, Services for Individuals with Disabilities, and Telecommunications and Technology Education.

Participation Hours for each activity was calculated by adding up the longest amount of time in minutes a student attended the activity each day for the year. AM and PM are counted separately.

Using ELAP Data to complete your APR Window 1 Reporting

ELAP does not capture data on staff or volunteers. This data will have to come from another source.

	Staffing Type	Number of Paid	Number of Volunteer
<input type="checkbox"/>	Administrators	<input type="text" value="0"/>	<input type="text" value="0"/>
<input type="checkbox"/>	College Students	<input type="text" value="0"/>	<input type="text" value="0"/>
<input type="checkbox"/>	Community Members 	<input type="text" value="0"/>	<input type="text" value="0"/>
<input type="checkbox"/>	High School Students 	<input type="text" value="0"/>	<input type="text" value="0"/>
<input type="checkbox"/>	Parents	<input type="text" value="0"/>	<input type="text" value="0"/>
<input type="checkbox"/>	School Day Teachers	<input type="text" value="0"/>	<input type="text" value="0"/>
<input type="checkbox"/>	Other Non-Teaching School Staff 	<input type="text" value="0"/>	<input type="text" value="0"/>
<input type="checkbox"/>	Subcontracted Staff	<input type="text" value="0"/>	<input type="text" value="0"/>
<input type="checkbox"/>	Other	<input type="text" value="0"/>	<input type="text" value="0"/>
Total		0 Paid Staff	0 Volunteer Staff

Please contact the Help Desk if you need any additional support.

sworpshelpdesk@utk.edu